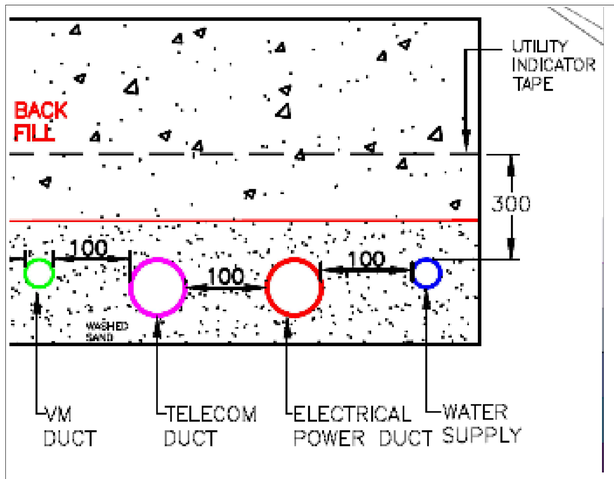

CROSS SECTION OF UTILITY SERVICES TRENCH WITHIN HOSE OWNERS PROPERTY

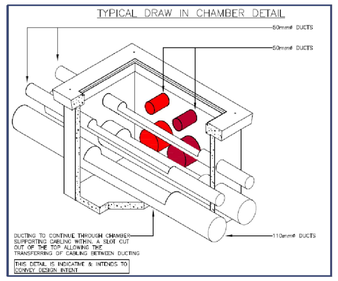

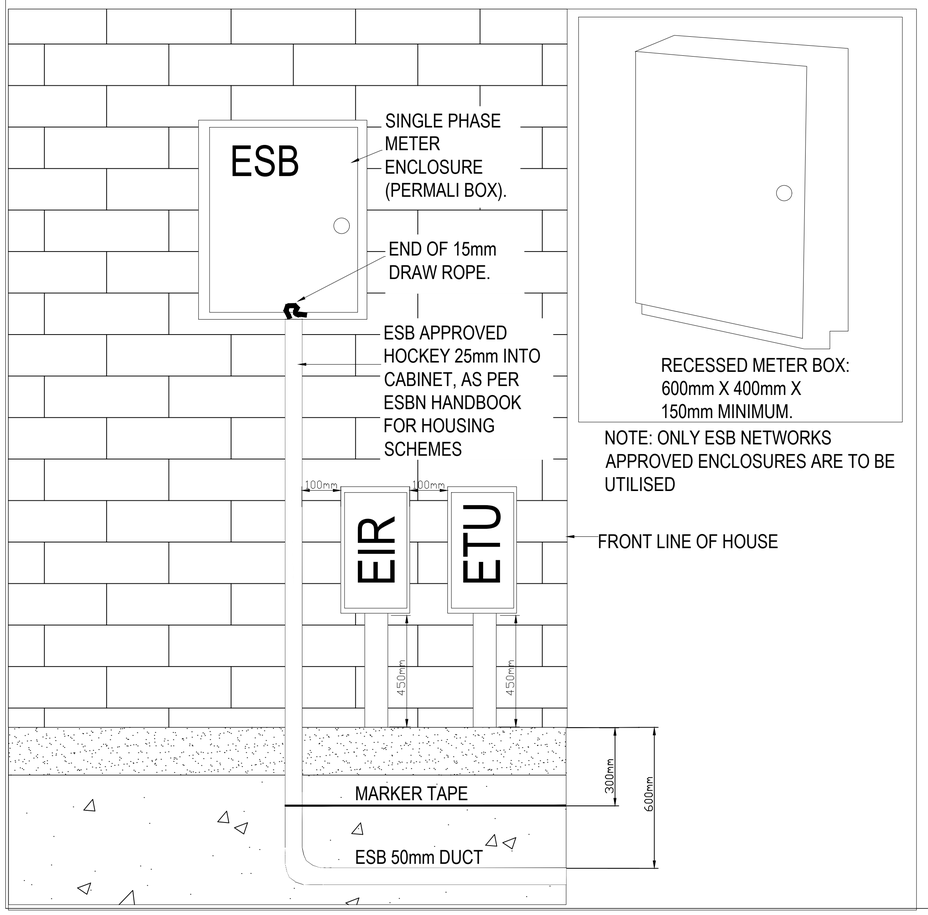

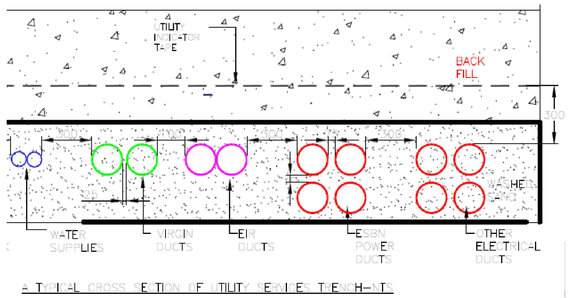

A TYPICAL CROSS SECTION OF UTILITY SERVICES TRENCH-NTS

General Notes:

1. This drawing is the property of RPS Group PLC, it is a confidential document and must not be copied, used, or its content divulged without prior written consent.
2. Verifying Dimensions - The contractor shall verify dimensions against such other drawings or site conditions as pertain to this part of the work.
3. Existing Services.
   Any information concerning the location of existing services indicated on this drawing is intended for general guidance only. it shall be the responsibility of the contractor to determine and verify the exact horizontal and vertical alignment of all cables, pipes, etc. (both underground and overhead) before work commences.
4. Issue of Drawings.
   Hard copies, dwf and pdf will form a controlled issue of the drawings. All other formats (dwg, dxf etc.) are deemed to be an uncontrolled issue and any work carried out based on these files is at the recipients own risk. RPS will not accept any responsibility for any errors arising from the use of these files, either by human error by the recipient, listing of un-dimensioned measurements, compatibility issues with the recipient's software, and any errors arising when these files are used to aid the recipients drawing production, or setting out on site.
5. Datum: Ordnance Survey Datum, Malin Head.
6. Drawings to be read in conjunction with all other relevant Engineers drawings and specifications. Report all discrepancies to the Designer before proceeding.
7. Refer to Architects drawings for all setting out, finishes, insulation, DPC, DPM, Radon protection details, Cladding, etc.
8. Only use dimensions shown. Do not scale.
9. All details to be read in conjunction with Architects details & drawings.
10. Levels - S.F.L. denotes structural finish level.
11. Engineer to be informed by the contractor of any discrepancies before any work commences.
12. Co-ordination between specialists is the responsibility of the main contractor. Any work carried out without adequate co-ordination is at the main contractors risk.

Additional Notes:

LEGEND

- Proposed EIR JB4 Chambers
- Proposed EIR Cable route installed within 110mm black ducting by the main contractor in accordance with EIRCOM installations handbook
- Proposed EIR Cable route installed within 32mm black ducting by the main contractor in accordance with EIR specification

Rev:	Description::	By:	App:	Date:
P03	Issue for Stage Approval	JO	TJ	01.09.21

Latest Revision Changes:

Project Managers, Civil & Structural, M&E, PSDP & BCAR:

MAKING COMPLEX EASY
Lyrr 2, IDA Business & Technology Park, Mervue, Galway, H91 H9CK
T +353 91 400 200
W www.rpsgroup.com
E ireland@rpsgroup.com

Architects:

COADY ARCHITECTS

Client:

Project:

Keeraun Social Housing Galway CC

Title:

SITE UTILITIES - PROPOSED EIR DUCTING INSTALLATION

Model File Identifier:

N/A

Drawing Number:

MGC0716-RPS-00-XX-DR-E-EE0003

Drg Scale:	Status:	Rev:
1:500 @ A1	S4	P03

Drawn By:	Design By:	Checked By:	Approved By:
BOM	IS	TJ	MD

© Property of RPS